

300311



**Surfilter Network Technology Co., Ltd.**

**2 2 6**

**2021**

---

1

2

3

4

5

6



# NRB


# 3

40,000.00

[ Lö È

1		34,169.49	19,676.33
2	5G	18,101.35	10,323.67
3		17,829.19	10,000.00
		70,100.02	40,000.00

„BILANZ“



| 2020

# WIRTSCHAFTSBEREICH

---

10

[2015]31

"

" "

"

11

---

.....	2
.....	3
.....	6
.....	9
.....	9
.....	9
.....	11
.....	11

.....

---

.....33

.....33

.....34

.....34

---

.....	47
.....	47
.....	47



		4G	10	5G
MEC				IT

2

---

Surfilter Network Technology Co.,Ltd.

300311

673,630,150

2000 05 31

2012 04 25

91440300723005104T

www.1218.com.cn

2 2 6

2 2 6

---

1

2019

2013

" "

2016 2020

2016-2020

2021-2023

" "

"

"

IPv6

2019

1,563.59

2018

17.1%

2020

1,702

8.85%

2019

GDP

16.4%

2018

0.6pct

IT

5.5%

2018

0.7pct

IT

1.9%

3.74%

4.78%



2

2018

	26.2%	64.4%	9.4%
38.1%			48.1%
	13.8%		

3



2016 4 “  
” “  
” 2020 12  
2021

**5**

2017 13.4 2019 27.2  
42.3% 0.5%

2019 8

**6 5G**

**5G**



5G

5G

2020 3

5G

5G

5G

5G

IT

“ ”

5G

5G

5G

5G

---

A

1.00

35

÷                      20                      20                      20                      80%

---

$$P1=P0-D$$

$$P1=P0/ 1+N$$

$$P1= P0-D / 1+N$$

P1

P0

D

N



1



	673,630,150		
179,497,684		26.6463%	
	20,526,354		3.0471%
2,922,564		0.4339%	
30.1273%			
	202,089,045		
		875,719,195	
		23.1748%	

3

> x | x e @ q n, b e e e



---

40,000.00

1		34,169.49	19,676.33
2	5G	18,101.35	10,323.67
3		17,829.19	10,000.00
		70,100.02	40,000.00

---

ě ž c

**2**

1



3

2018

/

**3**

1

2019-2022

2019

---

-

---

° ë            j



5G

" " " " " "

5G

5G

5G

5G

---

3 5G  
2020

---

			5G		5G	
	5G					
	5G					
	3					
			27			23
23	10	11	1000	IDC/ISP		
		5G				5G
			"	5G+		"
			5G			
4						
5						
			18,101.35			6,025.62
	6,959.64		720.12			4,395.97
6						
		3			13.21%	
7						
1						

---

9,500

**2**

1

2

3

786 /

/



17,829.19

338.75 /

/

**3**

1



2

"

+

"

"

"

"

"

---

5G

---

5G

	673,630,150		
179,497,684		26.6463%	
	20,526,354		3.0471%
2,922,564		0.4339%	
30.1273%			
	202,089,045		
		875,719,195	
		23.1748 !	

---

---

2021 3

39.82%



\ !Q BfãÑ ""•-p





5G

2021 5

---

2020	4,269.98
2,729.03	1,540.95

8 —



3 —

3

3

30%

1

12

30%

5,000

---

2

12

30%

1

80%

2

40%

3

20%

---

g

"





**2021-2023**

1

2

1

---

2

3

---

4

5



12

[2013]110

[2014]17

[2015]31

**1**

1



---

3				40,000.00
4				202,089,045
5				673,630,150.00
6	2020	2020		
	1,708.05			
	-1,680.47			
7	2021			
		2020	10%	10%
8				
9				
<b>2</b>				

	2020	/2020	2021	/2021	12	31
	12	31				
	67,363.02		67,363.02			87,571.92
						40,000.00
					2021	12
1:2021						
	1,708.05		1,708.05			1,708.05
	-1,680.47		-1,680.47			-1,680.47
/	0.03		0.03			0.02
/	-0.02		-0.02			-0.02
	1.91		1.87			1.81
	-1.88		-1.84			-1.78
2:2021 10%						
	1,708.05		1,878.86			1,878.86
	-1,680.47		-1,512.42			-1,512.42
/	0.03		0.03			0.03
/	-0.02		-0.02			-0.02
	1.91		2.06			1.99
	-1.88		-1.66			-1.60
3:2021 10%						
	1,708.05		1,537.25			1,537.25
	-1,680.47		-1,848.52			-1,848.52
/	0.03		0.02			0.02
/	-0.02		-0.03			-0.03
	1.91		1.69			1.63
	-1.88		-2.03			-1.96

---

---

---

3 —

[2013]43

2020-2022

" 1

2

3

è



"

" 1

2

3

"

2021 5 27