

300311

2019-037

**2018**



1.

2017 6

2018 3 30

2018-2020




2018

2018

1

\



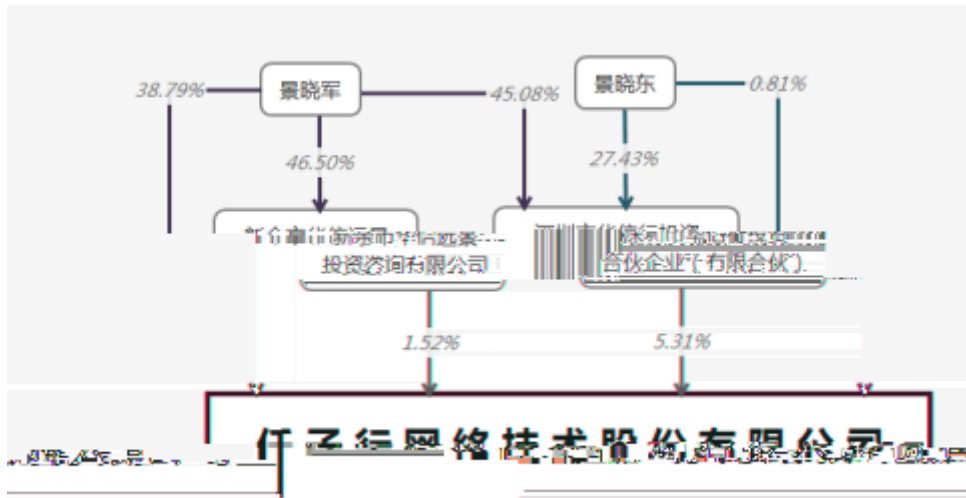


		0.80%	5,460,000	0	

2

10

3



5

1

;

2018			
120,271.43	11.68%	16,126.23	3.57%
13,916.54	6.77%		

IDC

32,127.82

/

DPI

IDC

37.78%

40% 2018 12

23,254.17 104.75%  
5,942.43 84.93%

25,598.80 12.20%  
32,614.66 18.31%

17,407.17

2018 12 31

2018

17,407.17 1,1130.36

2018

2018

2018 12 31

6,276.81

17,407.17

2018 10 19

2018

261.7201

2018 12 31

1.47

2017

4,000

2018

5,000

2019

6,000

15,000

2018

3,083.83

, 61.68% 2018

5,237.54

1

1,000

300

2 2018 6 30

3

100

4

2

4,312.26

1

2,900



2

3

10%

	255,988,019.70	93,538,022.40	36.54%	-12.20%	-31.59%	-10.36%
	59,424,280.13	33,028,014.90	55.58%	84.93%	96.72%	3.33%

